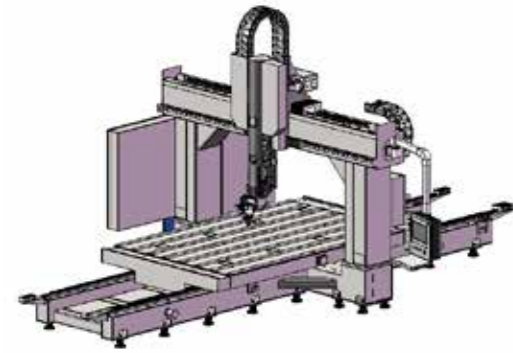



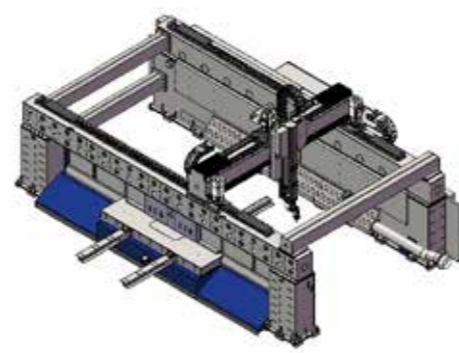
# MACCHINE TAGLIO LASER 3D



Mobile Table Type  
W3525T/W4525T



Cantilever Type  
W3013B/W3015B



High Elevated Gantry Type  
W3015D/W4020D/W4025D

MODELLO	MOBILE TABLE		CANTILEVER		HIGH ELEVATED GANTRY		
SERIES	W3525T	W4525T	W3013B	W3015B	W3015D	W4020D	W4025D
X-axis track	3500 mm	4500 mm	3000 mm	3000 mm	3000 mm	4000 mm	4500 mm
Y-axis track	2500 mm	2500 mm	1300 mm	1500 mm	1500 mm	2000 mm	2500 mm
Z-axis track	850 mm	850 mm	650 mm	850 mm	650 mm	1000 mm	1000 mm
C-axis track	nx360°	nx360°	nx360°	nx360°	nx360°	nx360°	nx360°
A-axis track	±135°	±135°	±135°	±135°	±135°	±135°	±135°
X, Y, Z axis precisione posizionamento	±0.05mm/m	±0.05mm/m	±0.04mm/m	±0.04mm/m	±0.05mm/m	±0.05mm/m	±0.05mm/m
X, Y, Z axis precisione re-posizionamento	±0.03 mm	±0.03 mm	±0.03 mm	±0.03 mm	±0.03 mm	±0.03 mm	±0.03 mm
X, Y, Z axis max. velocità posizionamento	35 m/min	30 m/min	100 m/min	60 m/min	100 m/min	50 m/min	50 m/min
C, A axis max. velocità posizionamento	60 r/min	60 r/min	90 r/min	90 r/min	60 r/min	60 r/min	60 r/min
C, A axis precisione posizionamento	±0.015°	±0.015°	±0.015°	±0.015°	±0.015°	±0.015°	±0.015°
C, A axis precisione re-posizionamento	±0.005°	±0.005°	±0.005°	±0.005°	±0.005°	±0.005°	±0.005°